



CONCORDE®



CONCORDE®

### Push Button / Ergonomic Controls



#### Tilt Lock Adjustment

The first button at the front of the left armrest releases the chair tilt into a free float position that follows the user's movement providing continuous support through a full range of motions. Pushing the button a second time instantly locks the free float into any five fixed positions.

#### Seat Height Adjustment

The button on the right armrest adjusts the seat height to accommodate the full spectrum of body sizes. This adjustment enables the user to maintain correct posture, minimizing pressure points, improving circulation and ensuring greater comfort for longer periods of time.

#### Back Angle Adjustment

The second button at the front of the left armrest releases the back angle into a free float position that follows the user's movement. Pushing the button a second time locks the chair back into a fixed position. (Models 2400-18 and 2406-18)

#### Sliding Seat Adjustment

Simply push the button and slide the seat in and out to match the length of your thighs. (Models 2409, 2424, and 2425)

#### Back Height Adjustment

The concealed back height adjustment lifts easily into one of six preset positions to provide superior lumbar support and maintain the natural 'S' curve of the back.

#### DESCRIPTION

	DIMENSIONS			SEAT HEIGHT
	W IN mm	D IN mm	H IN mm	IN mm

#### Concorde Presidential

**2409**  
High Back Synchro-Tilter with button control, pneumatic seat height, and tilt-lock control. Seat slider, head rest and closed upholstered arms.

28½	27	50	18 - 22
724	686	1270	457 - 559

#### Concorde Executive & 24-HR

**2400-18**  
High Back Multi-Tilter with button control, pneumatic seat height, tilt-lock and back angle adjustments – wide width, deep seat.

26	28	48	18 - 22½
660	711	1219	457 - 572

**2424**  
High Back Synchro-Tilter with button control, pneumatic seat height, tilt-lock control, seat slider, head rest and closed upholstered arms. Certified for 24 HR and multiple shift use.

28½	27	50	18 - 22
724	686	1270	457 - 559

**2425**  
Low Back Synchro-Tilter with button control, pneumatic seat height, tilt-lock control, seat slider, head rest and closed upholstered arms. Certified for 24 HR and multiple shift use.

28½	27	40	18 - 22
724	686	1016	457 - 559

#### Concorde with Pulsor

**2406-18**  
High Back Multi-Tilter with Pulsor with button control, pneumatic seat height, tilt-lock control and back angle adjustments. Massage function control.

26	28	48	18 - 22½
660	711	1219	457 - 572

**Global - Canada**  
The Global Group, 1350 Flint Rd., Downsview ON Canada M3J 2J7  
Sales & Marketing: Tel (1-877) 446-2251  
Customer Service: Fax (800) 361-3182  
Government Customer Service: Fax (416) 739-6319

**Global - U.S.A.**  
17 West Stow Road P.O. Box 562  
Marlton New Jersey U.S.A. 08053  
Tel (856) 596-3390 (800) 220-1900  
Fax (856) 596-5684

**Global - International**  
560 Supertest Road Downsview  
Ontario Canada M3J 2M6  
Tel (416) 661-3660 (800) 668-5870  
Fax (416) 667-1821

**GGI Office Furniture (UK) Ltd.**  
Global Way Darwen  
Lancashire UK BB3 0RW  
Tel +44(0) 1254 778500  
Fax +44(0) 1254 778519

Visit us on the World Wide Web at [www.globaltotaloffice.com](http://www.globaltotaloffice.com)  
Offices throughout Canada, United States, United Kingdom, France, Australia and Brazil. Distribution around the world. A member of the Global Group.

© 2005 Global Total Office. These products may be covered by one or more issued patents or pending patent applications in Canada, the U.S. and elsewhere. All intellectual property rights in applicable trademarks, patents and industrial designs are strictly reserved. Specifications are correct at time of printing. Printed in Canada. Creative / Global Group Design Center 070305/410.587



Innovative push-button technology



luxury & support

AT YOUR FINGERTIPS



### Presidential Performance

The 'Presidential' is the ultimate executive chair. Enhanced features include:

- Perforated leather inserts in seat and back
- Button controls, conveniently located and in full view to make it easy for you to adjust your chair
- Taller ratchet back that adjusts to provide exceptional comfort and support
- Closed upholstered arms
- A more pronounced head rest and wider backrest
- Seat depth adjustment... seat slides in and out to match your leg length
- Polished aluminum base with matching chromed button covers, black trim also available
- Decorative stitching details

Offered in Global's most luxurious leathers, Concorde provides the ultimate ergonomic support and comfort for the executive environment.



2409 - High Back Synchro-Tilter in Dark Brown Leather (D531)

### The Executive Series

The 'Executive' represents a new standard in executive seating. Revolutionary push button controls located on the armrest provide state-of-the-art ergonomic adjustment. Exceptional comfort and support are yours in Concorde Executive.



2425 - Low Back Synchro-Tilter in Black Leather (D534)



2424 - High Back Synchro-Tilter in Black Leather (D534)

comfort

AT THE PUSH OF A BUTTON



2409 - High Back Synchro-Tilter in Chestnut Leather (D540)



2409 - High Back Synchro-Tilter in Black Leather with optional black base and trim (D534)

Concorde's patented Push Button technology is an industry 'first,' providing push-button control of your seating position from the arm of the chair. Push-button control – the standard in luxury automotive and aircraft seating – is now the new world standard in workplace seating. What makes this series unique is Concorde's arm-mounted push-button controls. With the click of a button Concorde floats free; press again and Concorde locks firmly in the desired position. Exceptional comfort, perfect support and a limited lifetime warranty are yours with Concorde.





## Eight-Motor Vibro-Tactile Massage Stress Reduction System



2406-18 - High Back Multi-Tilter with Pulsor in Black Leather (D534)

Concorde executive chairs are available with a built in relaxing system, called Pulsor. This stress reduction system offers four massage zones in the back and thigh areas. An individual zone can be activated or it can be set to alternate from zone to zone. Intensity can also be adjusted. The system helps alleviate back pain and muscle fatigue, reduces stress and improves circulation and productivity.

# adjustable massage

TO SUIT ANY INDIVIDUAL

## Designed to fit people of all shapes and sizes

Concorde acknowledges the spectrum of body types and sizes – tall, short, large and small, as well as all the subtle variations in between. Therefore, Concorde offers two back heights, adjustable lumbar positioning, sliding seat depth, adjustable clearance between armrests, and weight capacity up to 350 lbs. Concorde, will out preform your expectations, only from Global.

# large or small

ADJUSTABLE FIT AND SUPPORT




Back/lumbar height is adjustable by 3 inches. Back angle is lockable in on 7 positions.

Each Arm Adjusts 1/4"

Sliding seat depth adjusts 16" to 18" (Models 2409, 2424, and 2425)

## Stress Reduction System



**Control Wand**  
A control wand with on/off control allows specific adjustment of the massage type, location and intensity



**Control Buttons**  
These turn the massage function on or off. LED lights in the chair arm indicate which massage motors are in use



**Power Source**  
Rechargeable battery slides into the built-in, under seat pocket (AC charger also included)

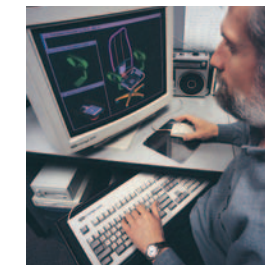
## Concorde Technology



**Tooling**  
Global invests heavily in high-precision tooling to maximize efficiencies, ensure rigid quality control & reduce product costs for its customers.



**Manufacturing**  
Global's manufacturing divisions are closely linked and vertically integrated. Global is recognized for its earth-friendly environmental programs and processes.



**Research & Development**  
Global's product designers and manufacturing engineers are supported by the most advanced computer-aided design equipment.



**Engineering**  
Concorde 24-HR Chair has four utility patents related to button-controlled operation and several design registrations pending.



CONCORDE® 24-HR



## Built for the most demanding of environments



High density, contoured molded foam seat and back cushions conform to natural body curves

Heavy-duty tubular steel frame ensures lasting performance

7 position back/lumbar height adjustment

Adjustable clearance between armrests

Push-button 5 position tilt-lock control

Seat cushion with velcro attachment, is easily removed and replaced

Perma-Mesh™ seat suspension provides superior comfort

Seat slides in and out to adjust for users leg length

Heavy-duty dual-wheel hooded casters

Injection molded glass filled reinforced base tested to 5,000 lbs

Push-button seat height adjustment

Heavy-duty pneumatic seat height cylinder can easily be removed and installed

Heavy-duty mechanism, tested to 600,000 cycles




In today's world, many workplaces must operate around the clock. Concorde 24-HR thrives in these intensely demanding environments. Concorde 24-HR accommodates multiple users with a weight capacity supporting up to 350 lbs. Seating positions adjust at the touch of a button according to each individual's needs for comfort and support. Most importantly, Concorde 24-HR is built to exceed ANSI/BIFMA standards and backed by Global's Limited Lifetime Warranty.

## Weight capacity up to 350 lbs even when used in 24-HR applications.



2424 - High Back Synchro-Tilter in Blue Fabric (Identity ID01)

### The Multi-Shift Workplace




**Utilities Control Room and Process Manufacturing Facilities** deliver power non-stop; Concorde 24-HR delivers push button comfort for a lifetime-guaranteed by Global.



**Health Care Institutions** Concorde 24-HR works to keep caregivers comfortable, alert and ready for any emergency.



**Finance, Insurance & Real Estate** The twenty-four hour money market is never-ending action; Concorde 24-HR offers an instantly adjustable oasis of comfort.



**Air Traffic Control & Transportation Monitoring** Aircrafts arrive and depart, shifts follow each other around the clock, and Concorde 24 HR is there to meet the challenge.